



Wakefield Park Raceway

Round 3 : April 16 - 18



AUSTRALIAN SUPERBIKE CHAMPIONSHIP

Practice 1




Date: 16/04/21
 Event: P05
 Weather: Mostly sunny - Temp: 17.C
 Track: Dry - Temp: 29.0C


Started at: 10:59:16
 Laps: 30 Min
 Starters: 23
 Printed at: 11:35


CLASSIFICATION

Pos	No	Name	Class	Machine	Fastest Lap	On Lap	Behind Leader	Behind Prev
1	1	Wayne MAXWELL (VIC) / Boost Mobile with K-Tech		Ducati V4R	57.198	7 of 24		
2	46	Mike JONES (QLD) / DesmoSport Ducati		Ducati V4R	57.636	21 of 24	.438	.438
3	17	Troy HERFOSS (QLD) / Penrite Honda Racing		Honda CBR RR	57.643	19 of 21	.445	.007
4	14	Glenn ALLERTON (NSW) / Maxima Racing Oils BMW		BMW S RR	57.716	14 of 17	.518	.073
5	65	Cru HALLIDAY (NSW) / Yamaha Racing Team		Yamaha YZF-R1	57.863	10 of 17	.665	.147
6	32	Oli BAYLISS (QLD) / DesmoSport Ducati	R	Ducati V4R	58.093	17 of 17	.895	.230
7	67	Bryan STARING (WA) / Kawasaki BCperformance		Kawasaki ZX10RR 1000	58.325	9 of 19	1.127	.232
8	21	Josh WATERS (VIC) / Kawasaki BCperformance		Kawasaki ZX10RR 1000	58.517	10 of 16	1.319	.192
9	12	Matt WALTERS (NSW) / Kawasaki Connection / Kawasaki Aust. / Rover Coaches / Pirelli / AGV / Motul		Kawasaki ZX10RR 1000	58.546	12 of 12	1.348	.029
10	3	Jed METCHER (VIC) / Metcher Motorsport / Siemec / Fusport / Yamaha / YRD / Yamalube		Yamaha YZF-R1	58.867	9 of 22	1.669	.321
11	83	Lachlan EPIS (NSW) / Maxima Racing Oils BMW		BMW S RR	59.289	14 of 16	2.091	.422
12	61	Arthur SISSIS (SA) / Unitech Racing / Yamaha YRD / Remo Contractors / SA Profiling		Yamaha YZF-R1	59.619	14 of 15	2.421	.330
13	16	Luke JHONSTON (VIC) / MotoGo Yamaha / Bike Vault Castlemaine / Taichi Leathers / AGV Helmets	R	Yamaha YZF-R1	59.712	13 of 18	2.514	.093
14	2	Mark CHIODO (VIC)		Yamaha YZF-R1	59.958	15 of 16	2.760	.246
15	62	Brendan McINTYRE (NSW) / Western M-cycles / Ric Pobjoy Racing / Motul / RK / Suzuki Aust. / Motoproducts		Suzuki GSXR	1:00.510	18 of 18	3.312	.552
16	64	Aaron MORRIS (NSW) / Harvest Pools / Longwall Haul / Maxima Racing Oils / YRD / Corish Racing		Yamaha YZF-R1	1:00.756	5 of 11	3.558	.246
17	333	Yannis SHAW (NSW) / Team Specialist Suzuki		Suzuki GSXR	1:01.049	15 of 16	3.851	.293
18	37	Michael EDWARDS (QLD) / Northstar Yamaha / Addicted To Track		Yamaha YZF-R1	1:01.568	5 of 20	4.370	.519
19	78	Nathan SPITERI (VIC) / ProGP Racing / Livson / PTR / Alpinestar / The Grinning Dingo		Suzuki GSXR	1:02.517	13 of 18	5.319	.949
20	11	Philip CZAJ (VIC) / 11M / Peter Stevens M-cycles / Yamaha Aust. / SC Project Oceania / 4SR		Yamaha YZF-R1	1:02.957	16 of 17	5.759	.440
21	33	Hamish McMURRAY (NSW) / Six Ways From Sunday / Dunlop		Kawasaki ZX10RR 1000	1:03.600	8 of 13	6.402	.643
22	13	Anthony WEST (QLD) / MotoGo Yamaha		Yamaha YZF-R1	1:03.856	2 of 3	6.658	.256
23	85	Sash SAVIN (VIC)		Yamaha YZF-R1	1:04.132	11 of 12	6.934	.276

Current qualifying record for SBK class - 57.138 by Cru HALLIDAY (NSW) on a Yamaha YZF-R1M set on 23/03/19


 Chief Timekeeper - Scott Laing


 Race Director - Tom Williams


 Clerk of Course - Paul Hinds



www.computime.com.au
 COMPUTIME RACE TIMING SYSTEMS PTY LTD





Wakefield Park Raceway

Round 3 : April 16 - 18



AUSTRALIAN SUPERBIKE CHAMPIONSHIP

Practice 1



Date: 16/04/21
 Event: P05
 Weather: Mostly sunny - Temp: 17.C
 Track: Dry - Temp: 29.0C


Started at: 10:59:16
 Laps: 30 Min
 Starters: 23
 Printed at: 11:35

LAP TIMES

No	Name	Lap 1	Lap 2	Lap 3	Lap 4	Lap 5	Lap 6	Lap 7	Lap 8	Lap 9	Lap 10
1	Wayne MAXWELL (VIC)	1:09.009	59.145	6:13.868	1:10.165	57.868	57.380	57.198	57.474	57.352	58.079
	10	58.314	57.849	2:36.875	1:07.218	57.627	57.731	57.408	57.306	57.215	57.388
	20	58.278	57.981	57.421	57.991						
2	Mark CHiodo (VIC)	1:14.649	1:02.309	1:03.393	5:32.739	1:14.214	1:00.653	1:00.393	59.981	4:11.849	1:14.915
	10	1:00.313	4:49.208	1:10.610	1:00.474	59.958	1:02.767				
3	Jed METCHER (VIC)	1:09.253	1:00.484	59.288	1:00.072	5:38.094	1:09.243	59.636	59.033	58.867	1:00.061
	10	59.722	59.480	2:53.103	1:13.333	1:00.326	1:00.857	59.448	58.963	1:46.548	1:09.799
	20	1:00.532	59.230								
11	Philip CZAJ (VIC)	1:17.635	1:06.309	1:04.961	1:03.681	1:04.349	1:03.627	1:03.361	1:03.389	1:03.027	1:03.086
	10	2:36.920	1:12.315	1:03.614	1:03.320	1:03.421	1:02.957	1:03.832			
12	Matt WALTERS (NSW)	1:12.998	1:02.097	59.531	1:01.120	59.378	58.923	59.005	9:03.867	1:09.967	58.573
	10	58.731	58.546								
13	Anthony WEST (QLD)	1:15.805	1:03.856	1:05.347							
14	Glenn ALLERTON (NSW)	1:22.638	4:53.999	1:21.627	1:00.260	59.609	1:02.020	58.615	8:19.302	1:11.840	58.554
	10	58.155	57.937	1:04.858	57.716	57.731	1:01.284	57.793			
16	Luke JHONSTON (VIC)	1:10.443	1:01.239	1:02.747	1:04.153	1:02.212	1:02.014	1:01.281	1:00.365	6:29.887	1:12.264
	10	1:02.033	59.969	59.712	59.838	1:00.011	1:00.471	1:01.533	1:00.975		
17	Troy HERFOSS (QLD)	1:11.331	59.758	58.306	58.233	58.292	4:03.951	1:13.320	1:01.668	58.599	58.514
	10	58.005	57.695	5:55.917	1:10.324	58.346	1:50.306	1:11.406	57.892	57.643	58.121
	20	57.767									
21	Josh WATERS (VIC)	1:14.818	59.805	58.661	1:01.296	59.802	58.875	5:29.675	1:14.749	58.887	58.517
	10	6:06.044	1:13.616	4:08.583	1:10.179	1:02.231	59.149				
32	Oli BAYLISS (QLD)	1:09.824	1:01.544	59.627	58.933	1:00.298	59.831	2:55.516	1:09.570	59.447	1:01.418
	10	59.004	5:06.519	1:11.180	58.508	58.456	58.308	58.093			
33	Hamish McMURRAY (NSW)	1:20.235	1:09.373	1:07.224	1:05.431	1:05.464	1:04.846	1:04.354	1:03.600	4:53.189	1:13.417
	10	1:04.254	1:03.754	1:03.937							
37	Michael EDWARDS (QLD)	1:25.791	1:04.801	1:03.434	1:03.580	1:01.568	1:01.753	1:02.389	4:47.568	1:16.207	1:03.273
	10	1:01.757	1:02.262	1:02.880	1:03.069	1:01.802	1:02.139	1:02.360	1:02.558	1:02.332	1:01.641
46	Mike JONES (QLD)	1:10.107	59.645	58.676	58.086	1:00.313	59.596	57.975	57.735	57.879	57.798
	10	4:19.951	1:09.189	58.862	58.479	58.445	58.080	58.081	4:04.281	1:12.945	58.202
	20	57.636	57.733	57.843	57.640						
61	Arthur SISIS (SA)	1:15.725	1:02.653	1:04.415	1:03.844	1:02.097	1:00.621	10:30.833	1:11.830	1:01.520	1:00.129
	10	1:00.480	59.961	59.717	59.619	1:03.496					
62	Brendan McIntYRE (NSW)	1:15.395	1:03.481	1:02.565	1:02.141	1:01.106	1:02.829	1:01.660	1:01.322	1:01.253	1:01.666
	10	1:00.905	9:32.813	1:13.228	1:06.380	1:01.230	1:00.956	1:00.625	1:00.510		
64	Aaron MORRIS (NSW)	1:15.997	1:02.798	1:00.826	1:00.938	1:00.756	1:02.044	2:21.939	1:12.432	1:01.520	1:00.786
	10	1:00.770									


 Chief Timekeeper - Scott Laing


 Race Director - Tom Williams


 Clerk of Course - Paul Hinds





Wakefield Park Raceway

Round 3 : April 16 - 18



AUSTRALIAN SUPERBIKE CHAMPIONSHIP

Practice 1



Date: 16/04/21
 Event: P05
 Weather: Mostly sunny - Temp: 17.C
 Track: Dry - Temp: 29.0C

Started at: 10:59:16
 Laps: 30 Min
 Starters: 23
 Printed at: 11:35

LAP TIMES

No	Name	Lap 1	Lap 2	Lap 3	Lap 4	Lap 5	Lap 6	Lap 7	Lap 8	Lap 9	Lap 10
65	Cru HALLIDAY (NSW)	1:17.090	1:09.676	1:02.585	1:00.695	2:22.931	1:10.518	59.296	58.717	1:00.715	57.863
10		6:45.691	1:18.544	1:00.428	58.483	58.052	58.036	1:05.997			
67	Bryan STARING (WA)	1:14.167	1:00.540	59.087	1:00.773	1:00.035	58.948	58.663	59.742	58.325	5:41.913
10		1:11.218	59.125	58.554	1:01.668	59.557	6:23.300	1:16.405	59.459	59.075	
78	Nathan SPITERI (VIC)	1:17.723	1:05.263	1:04.911	6:37.761	1:15.702	1:04.164	1:03.397	1:03.347	1:02.732	1:03.007
10		4:26.648	1:16.644	1:02.517	1:02.582	1:03.848	1:32.033	1:22.691	1:02.732		
83	Lachlan EPIS (NSW)	1:11.792	1:02.946	1:01.096	1:04.227	1:00.905	2:39.740	1:10.452	1:00.508	11:28.060	1:09.881
10		1:00.069	59.711	59.577	59.289	1:45.175	1:07.840				
85	Sash SAVIN (VIC)	1:17.783	1:06.699	1:06.573	1:06.889	1:05.726	1:05.101	7:01.166	1:29.764	1:06.740	1:07.175
10		1:04.132	1:04.773								
333	Yannis SHAW (NSW)	1:17.292	1:03.528	1:03.792	1:01.386	9:42.142	1:13.970	1:02.933	1:01.487	1:01.067	1:03.962
10		1:01.138	2:50.598	1:21.445	1:02.238	1:01.049	1:01.193				

Scott Lang
 Chief Timekeeper - Scott Lang

Tom Williams
 Race Director - Tom Williams

Paul Hinds
 Clerk of Course - Paul Hinds





Wakefield Park Raceway

Round 3 : April 16 - 18



AUSTRALIAN SUPERBIKE CHAMPIONSHIP



Date: 16/04/21
 Event: P05
 Weather: Mostly sunny - Temp: 17.C
 Track: Dry - Temp: 29.0C

Practice 1

Started at: 10:59:16
 Laps: 30 Min
 Starters: 23
 Printed at: 11:35

SPLIT TIMES

Lap	Split 1	Split 2	Split 3	Lap Time	Lap	Split 1	Split 2	Split 3	Lap Time
1 Wayne MAXWELL (VIC) (1st)					1	24.198	24.367	20.688	1:09.253 P
1	24.088	24.189	20.732	1:09.009 P	2	16.603	23.526	20.355	1:00.484
2	16.166	22.799	20.180	59.145	3	16.080	22.937	20.271	59.288
3	15.780	22.883	5:35.205	6:13.868	4	16.125	23.433	20.514	1:00.072
4	26.867	23.038	20.260	1:10.165 P	5	16.109	22.945	4:59.040	5:38.094
5	15.682	22.280	19.906	57.868	6	24.899	23.733	20.611	1:09.243 P
6	15.452	22.164	19.764	57.380	7	16.004	23.288	20.344	59.636
7	15.505	22.020	19.673	57.198	8	15.951	22.880	20.202	59.033
8	15.656	22.039	19.779	57.474	9	15.792	22.783	20.292	58.867
9	15.449	21.993	19.910	57.352	10	15.897	23.664	20.500	1:00.061
10	15.543	22.130	20.406	58.079	11	16.036	23.094	20.592	59.722
11	15.545	22.663	20.106	58.314	12	15.928	23.189	20.363	59.480
12	15.550	22.199	20.100	57.849	13	16.623	24.464	2:12.016	2:53.103
13	15.682	22.330	1:58.863	2:36.875	14	27.993	24.603	20.737	1:13.333 P
14	24.511	22.737	19.970	1:07.218 P	15	16.384	23.497	20.445	1:00.326
15	15.606	22.219	19.802	57.627	16	16.106	24.157	20.594	1:00.857
16	15.511	22.519	19.701	57.731	17	16.001	23.122	20.325	59.448
17	15.415	22.202	19.791	57.408	18	16.046	22.629	20.288	58.963
18	15.432	22.092	19.782	57.306	19	16.226	25.166	1:05.156	1:46.548
19	15.444	22.069	19.702	57.215	20	25.882	23.258	20.659	1:09.799 P
20	15.490	22.141	19.757	57.388	21	16.681	23.425	20.426	1:00.532
21	15.627	22.606	20.045	58.278	22	16.042	22.886	20.302	59.230
22	15.671	22.337	19.973	57.981	11 Philip CZAJ (VIC) (20th)				
23	15.514	22.214	19.693	57.421	1	28.396	26.140	23.099	1:17.635 P
24	15.500	22.721	19.770	57.991	2	18.373	25.565	22.371	1:06.309
2 Mark CHIODO (VIC) (14th)					3	17.728	24.798	22.435	1:04.961
1	26.419	26.504	21.726	1:14.649 P	4	17.247	24.512	21.922	1:03.681
2	16.891	24.488	20.930	1:02.309	5	17.582	24.598	22.169	1:04.349
3	17.232	23.800	22.361	1:03.393	6	17.333	24.380	21.914	1:03.627
4	17.684	24.651	4:50.404	5:32.739	7	17.070	24.387	21.904	1:03.361
5	29.175	24.251	20.788	1:14.214 P	8	17.171	24.363	21.855	1:03.389
6	16.543	23.401	20.709	1:00.653	9	17.227	24.098	21.702	1:03.027
7	16.343	23.284	20.766	1:00.393	10	17.031	24.475	21.580	1:03.086
8	16.252	23.020	20.709	59.981	11	17.474	24.635	1:54.811	2:36.920
9	18.084	25.425	3:28.340	4:11.849	12	25.332	24.943	22.040	1:12.315 P
10	29.509	24.444	20.962	1:14.915 P	13	17.412	24.499	21.703	1:03.614
11	16.379	23.360	20.574	1:00.313	14	17.220	24.365	21.735	1:03.320
12	19.247	25.626	4:04.335	4:49.208	15	17.600	24.315	21.506	1:03.421
13	25.685	24.079	20.846	1:10.610 P	16	17.093	24.303	21.561	1:02.957
14	16.380	23.339	20.755	1:00.474	17	17.188	24.350	22.294	1:03.832
15	16.346	23.093	20.519	59.958	12 Matt WALTERS (NSW) (9th)				
16	18.259	23.679	20.829	1:02.767	1	25.953	24.872	22.173	1:12.998 P
3 Jed METCHER (VIC) (10th)					2	17.412	23.817	20.868	1:02.097

Scott Laing
 Chief Timekeeper - Scott Laing

Tom Williams
 Race Director - Tom Williams

Paul Hinds
 Clerk of Course - Paul Hinds





Wakefield Park Raceway

Round 3 : April 16 - 18



AUSTRALIAN SUPERBIKE CHAMPIONSHIP



Practice 1

Date: 16/04/21
 Event: P05
 Weather: Mostly sunny - Temp: 17.C
 Track: Dry - Temp: 29.0C

Started at: 10:59:16
 Laps: 30 Min
 Starters: 23
 Printed at: 11:35

SPLIT TIMES

Lap	Split 1	Split 2	Split 3	Lap Time	Lap	Split 1	Split 2	Split 3	Lap Time
3	16.142	22.852	20.537	59.531	10	27.119	24.161	20.984	1:12.264 P
4	16.481	23.913	20.726	1:01.120	11	16.641	24.263	21.129	1:02.033
5	15.895	22.886	20.597	59.378	12	16.107	23.285	20.577	59.969
6	15.948	22.698	20.277	58.923	13	16.068	23.057	20.587	59.712
7	15.862	22.849	20.294	59.005	14	16.065	23.177	20.596	59.838
8	17.197	25.168	8:21.502	9:03.867	15	16.210	23.226	20.575	1:00.011
9	26.128	23.268	20.571	1:09.967 P	16	16.244	23.379	20.848	1:00.471
10	15.777	22.544	20.252	58.573	17	16.534	23.643	21.356	1:01.533
11	15.822	22.639	20.270	58.731	18	16.375	23.899	20.701	1:00.975
12	15.707	22.581	20.258	58.546					

13 Anthony WEST (QLD) (22th)

1	26.746	26.903	22.156	1:15.805 P
2	17.329	24.475	22.052	1:03.856
3	16.522	23.829	24.996	1:05.347

14 Glenn ALLERTON (NSW) (4th)

1	28.620	32.151	21.867	1:22.638 P
2	17.989	25.986	4:10.024	4:53.999
3	30.523	26.322	24.782	1:21.627 P
4	16.233	23.347	20.680	1:00.260
5	15.966	22.973	20.670	59.609
6	18.456	23.126	20.438	1:02.020
7	15.733	22.529	20.353	58.615
8	15.634	22.999	7:40.669	8:19.302
9	27.662	23.758	20.420	1:11.840 P
10	15.719	22.697	20.138	58.554
11	15.638	22.471	20.046	58.155
12	15.541	22.412	19.984	57.937
13	15.710	24.059	25.089	1:04.858
14	15.436	22.432	19.848	57.716
15	15.474	22.377	19.880	57.731
16	17.744	23.377	20.163	1:01.284
17	15.508	22.398	19.887	57.793

16 Luke JHONSTON (VIC) (13th)

1	24.331	24.608	21.504	1:10.443 P
2	16.623	23.613	21.003	1:01.239
3	16.389	24.747	21.611	1:02.747
4	17.335	25.318	21.500	1:04.153
5	17.254	24.089	20.869	1:02.212
6	17.787	23.418	20.809	1:02.014
7	17.069	23.423	20.789	1:01.281
8	16.488	23.268	20.609	1:00.365
9	18.001	23.683	5:48.203	6:29.887

17 Troy HERFOSS (QLD) (3rd)

1	26.186	24.208	20.937	1:11.331 P
2	16.588	22.964	20.206	59.758
3	15.748	22.476	20.082	58.306
4	15.723	22.508	20.002	58.233
5	15.716	22.635	19.941	58.292
6	17.050	23.663	3:23.238	4:03.951
7	27.920	23.956	21.444	1:13.320 P
8	17.872	23.152	20.644	1:01.668
9	16.033	22.462	20.104	58.599
10	15.953	22.408	20.153	58.514
11	15.670	22.337	19.998	58.005
12	15.545	22.243	19.907	57.695
13	15.770	23.500	5:16.647	5:55.917
14	25.985	23.703	20.636	1:10.324 P
15	15.753	22.632	19.961	58.346
16	16.433	22.865	1:11.008	1:50.306
17	24.123	24.477	22.806	1:11.406
18	15.621	22.305	19.966	57.892
19	15.497	22.302	19.844	57.643
20	15.630	22.552	19.939	58.121
21	15.541	22.312	19.914	57.767

21 Josh WATERS (VIC) (8th)

1	29.167	24.759	20.892	1:14.818 P
2	16.302	23.103	20.400	59.805
3	15.763	22.630	20.268	58.661
4	17.039	23.720	20.537	1:01.296
5	16.067	22.989	20.746	59.802
6	15.912	22.749	20.214	58.875
7	16.885	24.961	4:47.829	5:29.675
8	30.427	23.897	20.425	1:14.749 P
9	15.857	22.818	20.212	58.887
10	15.641	22.720	20.156	58.517
11	17.334	27.114	5:21.596	6:06.044

Scott Laing
 Chief Timekeeper - Scott Laing

Tom Williams
 Race Director - Tom Williams

Paul Hinds
 Clerk of Course - Paul Hinds





Wakefield Park Raceway

Round 3 : April 16 - 18



AUSTRALIAN SUPERBIKE CHAMPIONSHIP

Practice 1



Date: 16/04/21
 Event: P05
 Weather: Mostly sunny - Temp: 17.C
 Track: Dry - Temp: 29.0C

Started at: 10:59:16
 Laps: 30 Min
 Starters: 23
 Printed at: 11:35

SPLIT TIMES

Lap	Split 1	Split 2	Split 3	Lap Time	Lap	Split 1	Split 2	Split 3	Lap Time
12	28.428	24.470	20.718	1:13.616 P	5	16.608	23.929	21.031	1:01.568
13	15.848	23.942	3:28.793	4:08.583	6	16.581	24.145	21.027	1:01.753
14	25.991	23.658	20.530	1:10.179 P	7	16.643	24.090	21.656	1:02.389
15	15.978	25.689	20.564	1:02.231	8	16.844	24.579	4:06.145	4:47.568
16	15.718	23.203	20.228	59.149	9	28.533	25.747	21.927	1:16.207 P
					10	16.925	24.802	21.546	1:03.273
					11	16.618	23.967	21.172	1:01.757
32 Oli BAYLISS (QLD) (6th)					12	16.623	24.221	21.418	1:02.262
1	23.974	25.176	20.674	1:09.824 P	13	17.406	24.113	21.361	1:02.880
2	16.499	24.150	20.895	1:01.544	14	17.451	24.236	21.382	1:03.069
3	16.209	23.209	20.209	59.627	15	16.590	23.823	21.389	1:01.802
4	15.787	23.015	20.131	58.933	16	16.660	23.850	21.629	1:02.139
5	15.740	23.487	21.071	1:00.298	17	16.988	24.211	21.161	1:02.360
6	16.455	22.996	20.380	59.831	18	17.054	24.048	21.456	1:02.558
7	15.978	23.196	2:16.342	2:55.516	19	17.084	23.962	21.286	1:02.332
8	25.157	23.635	20.778	1:09.570 P	20	16.578	23.857	21.206	1:01.641
9	15.887	23.125	20.435	59.447					
10	16.670	23.838	20.910	1:01.418	46 Mike JONES (QLD) (2nd)				
11	15.727	22.901	20.376	59.004	1	25.246	24.131	20.730	1:10.107 P
12	16.190	23.731	4:26.598	5:06.519	2	16.431	22.937	20.277	59.645
13	26.851	24.023	20.306	1:11.180 P	3	16.221	22.667	19.788	58.676
14	15.600	22.736	20.172	58.508	4	15.544	22.402	20.140	58.086
15	15.653	22.732	20.071	58.456	5	15.879	23.543	20.891	1:00.313
16	15.580	22.641	20.087	58.308	6	16.459	22.996	20.141	59.596
17	15.608	22.516	19.969	58.093	7	15.579	22.552	19.844	57.975
					8	15.590	22.342	19.803	57.735
33 Hamish McMURRAY (NSW) (21th)					9	15.575	22.366	19.938	57.879
1	27.229	28.933	24.073	1:20.235 P	10	15.639	22.285	19.874	57.798
2	18.856	26.986	23.531	1:09.373	11	16.365	23.555	3:40.031	4:19.951
3	18.274	26.356	22.594	1:07.224	12	25.056	23.685	20.448	1:09.189 P
4	17.418	25.509	22.504	1:05.431	13	16.015	22.706	20.141	58.862
5	17.564	25.470	22.430	1:05.464	14	15.959	22.318	20.202	58.479
6	17.580	25.138	22.128	1:04.846	15	15.724	22.513	20.208	58.445
7	17.262	24.910	22.182	1:04.354	16	15.685	22.321	20.074	58.080
8	17.069	24.556	21.975	1:03.600	17	15.649	22.378	20.054	58.081
9	17.012	24.719	4:11.458	4:53.189	18	15.704	22.495	3:26.082	4:04.281
10	25.907	25.510	22.000	1:13.417 P	19	28.903	23.743	20.299	1:12.945 P
11	17.278	24.980	21.996	1:04.254	20	15.753	22.635	19.814	58.202
12	17.018	24.806	21.930	1:03.754	21	15.432	22.367	19.837	57.636
13	17.106	24.852	21.979	1:03.937	22	15.564	22.459	19.710	57.733
					23	15.569	22.461	19.813	57.843
37 Michael EDWARDS (QLD) (18th)					24	15.574	22.357	19.709	57.640
1	35.294	28.338	22.159	1:25.791 P					
2	17.315	25.344	22.142	1:04.801	61 Arthur SISIS (SA) (12th)				
3	17.371	24.416	21.647	1:03.434	1	25.927	25.724	24.074	1:15.725 P
4	17.821	24.330	21.429	1:03.580					

Scott Laing
 Chief Timekeeper - Scott Laing

Tom Williams
 Race Director - Tom Williams

Paul Hinds
 Clerk of Course - Paul Hinds





Wakefield Park Raceway

Round 3 : April 16 - 18



AUSTRALIAN SUPERBIKE CHAMPIONSHIP



Date: 16/04/21
 Event: P05
 Weather: Mostly sunny - Temp: 17.C
 Track: Dry - Temp: 29.0C

Practice 1

Started at: 10:59:16
 Laps: 30 Min
 Starters: 23
 Printed at: 11:35

SPLIT TIMES

Lap	Split 1	Split 2	Split 3	Lap Time	Lap	Split 1	Split 2	Split 3	Lap Time
2	17.462	24.258	20.933	1:02.653	10	16.761	23.379	20.646	1:00.786
3	16.952	23.877	23.586	1:04.415	11	16.580	23.288	20.902	1:00.770
4	17.284	25.599	20.961	1:03.844	65 Cru HALLIDAY (NSW) (5th)				
5	16.953	24.496	20.648	1:02.097	1	30.637	25.148	21.305	1:17.090 P
6	16.624	23.508	20.489	1:00.621	2	17.796	26.520	25.360	1:09.676
7	16.560	23.652	9:50.621	1:03.833	3	18.288	23.513	20.784	1:02.585
8	27.303	24.173	20.354	1:11.830 P	4	16.923	23.050	20.722	1:00.695
9	16.477	23.694	21.349	1:01.520	5	16.016	22.626	1:44.289	2:22.931
10	16.208	23.545	20.376	1:00.129	6	26.890	23.186	20.442	1:10.518 P
11	16.098	23.929	20.453	1:00.480	7	16.038	22.621	20.637	59.296
12	16.168	23.280	20.513	59.961	8	16.047	22.548	20.122	58.717
13	16.123	23.169	20.425	59.717	9	17.926	22.678	20.111	1:00.715
14	16.130	23.103	20.386	59.619	10	15.598	22.209	20.056	57.863
15	17.369	25.601	20.526	1:03.496	11	15.654	31.377	5:58.660	6:45.691
62 Brendan McINTYRE (NSW) (15th)					12	26.596	26.146	25.802	1:18.544 P
1	26.634	26.288	22.473	1:15.395 P	13	17.017	22.987	20.424	1:00.428
2	17.380	24.712	21.389	1:03.481	14	15.808	22.590	20.085	58.483
3	16.938	24.172	21.455	1:02.565	15	15.591	22.465	19.996	58.052
4	16.722	24.373	21.046	1:02.141	16	15.673	22.355	20.008	58.036
5	16.389	23.721	20.996	1:01.106	17	22.093	23.471	20.433	1:05.997
6	17.088	24.319	21.422	1:02.829	67 Bryan STARING (WA) (7th)				
7	16.716	23.939	21.005	1:01.660	1	28.821	24.356	20.990	1:14.167 P
8	16.649	23.760	20.913	1:01.322	2	16.613	23.300	20.627	1:00.540
9	16.772	23.643	20.838	1:01.253	3	15.917	22.771	20.399	59.087
10	16.817	23.730	21.119	1:01.666	4	17.174	23.229	20.370	1:00.773
11	16.419	23.424	21.062	1:00.905	5	16.417	23.037	20.581	1:00.035
12	16.377	23.511	8:52.925	9:32.813	6	16.057	22.626	20.265	58.948
13	27.315	24.584	21.329	1:13.228 P	7	15.784	22.638	20.241	58.663
14	16.565	27.994	21.821	1:06.380	8	17.199	22.449	20.094	59.742
15	16.525	23.649	21.056	1:01.230	9	15.732	22.544	20.049	58.325
16	16.500	23.555	20.901	1:00.956	10	16.677	23.621	5:01.615	5:41.913
17	16.316	23.463	20.846	1:00.625	11	27.124	23.507	20.587	1:11.218 P
18	16.382	23.295	20.833	1:00.510	12	16.146	22.697	20.282	59.125
64 Aaron MORRIS (NSW) (16th)					13	15.943	22.418	20.193	58.554
1	27.640	26.242	22.115	1:15.997 P	14	15.863	23.368	22.437	1:01.668
2	17.589	24.414	20.795	1:02.798	15	15.963	22.802	20.792	59.557
3	16.548	23.495	20.783	1:00.826	16	15.831	42.843	5:24.626	6:23.300
4	16.664	23.368	20.906	1:00.938	17	30.137	25.421	20.847	1:16.405 P
5	16.601	23.380	20.775	1:00.756	18	16.003	23.191	20.265	59.459
6	16.941	24.130	20.973	1:02.044	19	15.925	22.929	20.221	59.075
7	16.773	23.617	1:41.549	2:21.939	78 Nathan SPITERI (VIC) (19th)				
8	27.155	24.378	20.899	1:12.432 P	1	29.332	26.106	22.285	1:17.723 P
9	16.924	23.645	20.951	1:01.520					

Scott Laing
 Chief Timekeeper - Scott Laing

Tom Williams
 Race Director - Tom Williams

Paul Hinds
 Clerk of Course - Paul Hinds





Wakefield Park Raceway

Round 3 : April 16 - 18



AUSTRALIAN SUPERBIKE CHAMPIONSHIP

Practice 1



Date: 16/04/21
 Event: P05
 Weather: Mostly sunny - Temp: 17.C
 Track: Dry - Temp: 29.0C

Started at: 10:59:16
 Laps: 30 Min
 Starters: 23
 Printed at: 11:35

SPLIT TIMES

Lap	Split 1	Split 2	Split 3	Lap Time	Lap	Split 1	Split 2	Split 3	Lap Time
					85 Sash SAVIN (VIC) (23th)				
2	18.741	24.764	21.758	1:05.263	1	28.076	26.981	22.726	1:17.783 P
3	18.155	24.556	22.200	1:04.911	2	18.090	26.080	22.529	1:06.699
4	18.597	25.329	5:53.835	6:37.761	3	17.860	26.313	22.400	1:06.573
5	29.670	24.487	21.545	1:15.702 P	4	17.879	26.804	22.206	1:06.889
6	17.158	24.386	22.620	1:04.164	5	17.870	25.951	21.905	1:05.726
7	17.329	24.462	21.606	1:03.397	6	17.359	26.067	21.675	1:05.101
8	17.112	24.610	21.625	1:03.347	7	19.814	27.337	6:14.015	7:01.166
9	16.952	24.284	21.496	1:02.732	8	30.544	32.955	26.265	1:29.764 P
10	17.132	24.265	21.610	1:03.007	9	18.656	26.067	22.017	1:06.740
11	17.108	24.550	3:44.990	4:26.648	10	17.316	28.241	21.618	1:07.175
12	30.422	24.570	21.652	1:16.644 P	11	17.253	25.267	21.612	1:04.132
13	17.217	23.934	21.366	1:02.517	12	17.635	25.240	21.898	1:04.773
14	17.069	23.983	21.530	1:02.582					
15	17.972	23.997	21.879	1:03.848	333 Yannis SHAW (NSW) (17th)				
16	17.181	24.199	50.653	1:32.033	1	29.742	25.554	21.996	1:17.292 P
17	34.718	25.914	22.059	1:22.691 P	2	16.936	24.760	21.832	1:03.528
18	17.178	24.229	21.325	1:02.732	3	17.689	24.658	21.445	1:03.792
					4	16.505	23.787	21.094	1:01.386
83 Lachlan EPIS (NSW) (11th)					5	16.812	25.413	8:59.917	9:42.142
1	24.612	24.978	22.202	1:11.792 P	6	26.881	25.566	21.523	1:13.970 P
2	17.375	24.181	21.390	1:02.946	7	17.076	24.618	21.239	1:02.933
3	16.528	23.325	21.243	1:01.096	8	16.423	24.027	21.037	1:01.487
4	19.394	23.673	21.160	1:04.227	9	16.158	23.850	21.059	1:01.067
5	16.715	23.384	20.806	1:00.905	10	17.408	25.256	21.298	1:03.962
6	17.216	24.947	1:57.577	2:39.740	11	16.291	23.742	21.105	1:01.138
7	25.232	24.166	21.054	1:10.452 P	12	16.555	25.605	2:08.438	2:50.598
8	16.467	23.193	20.848	1:00.508	13	28.620	28.708	24.117	1:21.445 P
9	16.987	24.495	10:46.578	11:28.060	14	16.837	24.166	21.235	1:02.238
10	24.647	24.352	20.882	1:09.881 P	15	16.360	23.595	21.094	1:01.049
11	16.111	23.304	20.654	1:00.069	16	16.392	23.785	21.016	1:01.193
12	16.111	23.032	20.568	59.711					
13	16.010	22.996	20.571	59.577					
14	15.914	22.816	20.559	59.289					
15	16.657	24.271	1:04.247	1:45.175					
16	24.058	23.128	20.654	1:07.840 P					

Scott Lang
 Chief Timekeeper - Scott Lang

Tom Williams
 Race Director - Tom Williams

Paul Hinds
 Clerk of Course - Paul Hinds





Wakefield Park Raceway

Round 3 : April 16 - 18



AUSTRALIAN SUPERBIKE CHAMPIONSHIP

Practice 1



Date: 16/04/21
Event: P05
Weather: Mostly sunny - Temp: 17.C
Track: Dry - Temp: 29.0C

Started at: 10:59:16
Laps: 30 Min
Starters: 23
Printed at: 11:35

FASTEST LAPS SEQUENCE

Race Time	No	Name	Machine	Fastest Lap	On Lap
1:15.833	1	Wayne MAXWELL (VIC)	Ducati V4R	1:09.009	1
2:14.978	1	Wayne MAXWELL (VIC)	Ducati V4R	59.145	2
3:27.901	46	Mike JONES (QLD)	Ducati V4R	58.676	3
3:50.675	17	Troy HERFOSS (QLD)	Honda CBR RR	58.306	3
4:25.987	46	Mike JONES (QLD)	Ducati V4R	58.086	4
7:23.871	46	Mike JONES (QLD)	Ducati V4R	57.975	7
8:21.606	46	Mike JONES (QLD)	Ducati V4R	57.735	8
11:34.259	1	Wayne MAXWELL (VIC)	Ducati V4R	57.380	6
12:31.457	1	Wayne MAXWELL (VIC)	Ducati V4R	57.198	7

Chief Timekeeper - Scott Laing

Race Director - Tom Williams

Clerk of Course - Paul Hinds



www.computime.com.au
COMPUTIME RACE TIMING SYSTEMS PTY LTD





Wakefield Park Raceway

Round 3 : April 16 - 18



AUSTRALIAN SUPERBIKE CHAMPIONSHIP



Date: 16/04/21
 Event: P05
 Weather: Mostly sunny - Temp: 17.C
 Track: Dry - Temp: 29.0C

Practice 1

Started at: 10:59:16
 Laps: 30 Min
 Starters: 23
 Printed at: 11:35

BEST PARTIAL TIMES

Pos	Split 1		Split 2		Split 3		LAP		Ideal	Fastest
	Name	Time	Name	Time	Name	Time	Name	Time		
1	W. MAXWELL	15.415	W. MAXWELL	21.993	W. MAXWELL	19.673	W. MAXWELL	57.081	57.198	
2	M. JONES	15.432	C. HALLIDAY	22.209	M. JONES	19.709	M. JONES	57.426	57.636	
3	G. ALLERTON	15.436	T. HERFOSS	22.243	T. HERFOSS	19.844	T. HERFOSS	57.584	57.643	
4	T. HERFOSS	15.497	M. JONES	22.285	G. ALLERTON	19.848	G. ALLERTON	57.661	57.716	
5	O. BAYLISS	15.580	G. ALLERTON	22.377	O. BAYLISS	19.969	C. HALLIDAY	57.796	57.863	
6	C. HALLIDAY	15.591	B. STARING	22.418	C. HALLIDAY	19.996	O. BAYLISS	58.065	58.093	
7	J. WATERS	15.641	O. BAYLISS	22.516	B. STARING	20.049	B. STARING	58.199	58.325	
8	M. WALTERS	15.707	M. WALTERS	22.544	J. WATERS	20.156	J. WATERS	58.427	58.517	
9	B. STARING	15.732	J. METCHER	22.629	J. METCHER	20.202	M. WALTERS	58.503	58.546	
10	J. METCHER	15.792	J. WATERS	22.630	M. WALTERS	20.252	J. METCHER	58.623	58.867	
11	L. EPIS	15.914	L. EPIS	22.816	A. SISSIS	20.354	L. EPIS	59.289	59.289	
12	L. JHONSTON	16.065	M. CHiodo	23.020	M. CHiodo	20.519	A. SISSIS	59.555	59.619	
13	A. SISSIS	16.098	L. JHONSTON	23.057	L. EPIS	20.559	L. JHONSTON	59.697	59.712	
14	Y. SHAW	16.158	A. SISSIS	23.103	L. JHONSTON	20.575	M. CHiodo	59.791	59.958	
15	M. CHiodo	16.252	A. MORRIS	23.288	A. MORRIS	20.646	B. McINTYRE	1:00.444	1:00.510	
16	B. McINTYRE	16.316	B. McINTYRE	23.295	B. McINTYRE	20.833	A. MORRIS	1:00.482	1:00.756	
17	A. WEST	16.522	Y. SHAW	23.595	Y. SHAW	21.016	Y. SHAW	1:00.769	1:01.049	
18	A. MORRIS	16.548	M. EDWARDS	23.823	M. EDWARDS	21.027	M. EDWARDS	1:01.428	1:01.568	
19	M. EDWARDS	16.578	A. WEST	23.829	N. SPITERI	21.325	N. SPITERI	1:02.211	1:02.517	
20	N. SPITERI	16.952	N. SPITERI	23.934	P. CZAJ	21.506	A. WEST	1:02.403	1:03.856	
21	H. McMURRAY	17.012	P. CZAJ	24.098	S. SAVIN	21.612	P. CZAJ	1:02.635	1:02.957	
22	P. CZAJ	17.031	H. McMURRAY	24.556	H. McMURRAY	21.930	H. McMURRA	1:03.498	1:03.600	
23	S. SAVIN	17.253	S. SAVIN	25.240	A. WEST	22.052	S. SAVIN	1:04.105	1:04.132	

Scott Lang
 Chief Timekeeper - Scott Lang

Tom Williams
 Race Director - Tom Williams

Paul Hinds
 Clerk of Course - Paul Hinds



www.computime.com.au
 COMPUTIME RACE TIMING SYSTEMS PTY LTD





Wakefield Park Raceway





Round 3 : April 16 - 18



AUSTRALIAN SUPERBIKE CHAMPIONSHIP

Practice 1




ASBK.COM.AU    

Date: 16/04/21
Event: P05
Weather: Mostly sunny - Temp: 17.C
Track: Dry - Temp: 29.0C


Started at: 10:59:16
Laps: 30 Min
Starters: 23
Printed at: 11:35

RACE INFORMATION


Time	Description
10:59:16	Event Start
11:05:08	Rider 13 (Anthony WEST) CRASHED TURN 1 - RIDER UP
11:23:45	Track temps - Finish : 26.0C / Int 1 - 33.1C / Int 2 - 28.4C
11:29:17	Chequered Flag
11:32:15	Rider 2 (Mark CHIODO) STOPPED - MECHANICAL - FUEL
11:32:24	Event Finish



Chief Timekeeper - Scott Lang



Race Director - Tom Williams



Clerk of Course - Paul Hinds



www.computime.com.au
COMPUTIME RACE TIMING SYSTEMS PTY LTD

